

Dual Mast

mezzanine lift VRC

Custom Industrial Products' Dual Mast Mezzanine Lift (Vertical Reciprocating Conveyor) provides extra strength for heavy loads up to 12,000 pounds and offers a variety of larger platform carriage sizes up to 12' x 12'. This lift is great when overhead space is limited because it only requires 7'2" of height above the upper level. Also, it can be loaded and unloaded from the front or the rear.

Made Especially For...

Warehousing/ Storage Facilities, Manufacturing Facilities, Paper and Textile Industries, Aerospace Industry, Military Bases, Ships and Marine Vessels to name a few.

Standard Features...

- ⓐ Travel Height: Up to 90'
- ⓐ Operating Speed: 30 fpm
- ⓐ Power Requirement: 230v 3-phase 60 hertz
- ⓐ Operator Controls at each level
- ⓐ Upper and Lower Travel Limit Switches
- ⓐ Fail-Safe Brake Motors
- ⓐ Chain Safety Brakes
- ⓐ Slack Chain Switches
- ⓐ Soft Start/ Soft Stop Operation
- ⓐ Mount: Surface or Pit



Illustrated As A 2-Level Lift With Optional Security Enclosures; Multi-Level Versions Are Available

For Heavy Loads In Height Restricted Areas



CUSTOM
INDUSTRIAL
PRODUCTS, INC
INDUSTRIAL PRODUCTS DIVISION

The Solution Is At Your Fingertips

800.699.2212

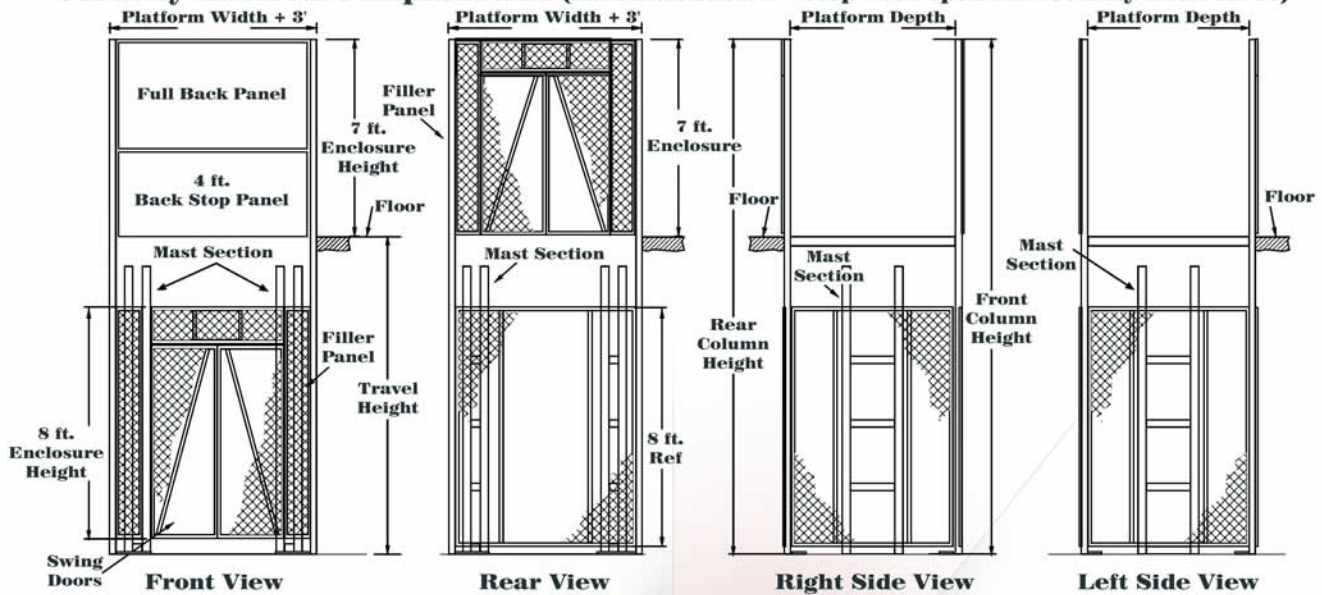
321.728.3355 fax: 321.728.3352

e-mail: sales@customindprod.com

web site: www.customindprod.com

Dual Mast

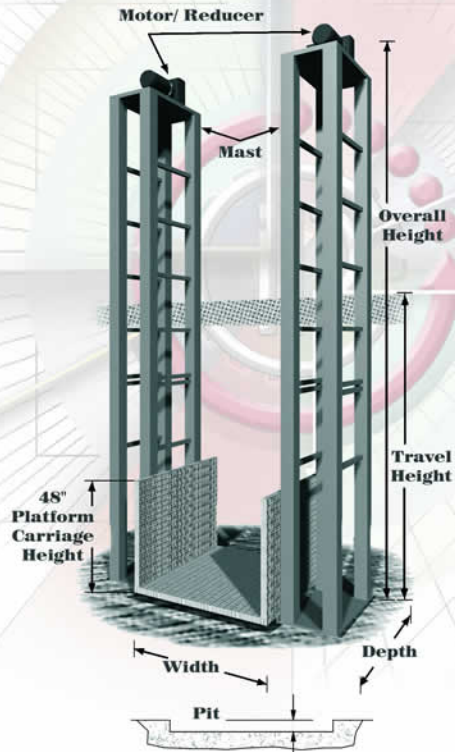
Security Enclosure Explanation (Illustrated as a 2 - Stop with optional security enclosures)



Options

Operating Speed Increased
 Power - 460v 3 - Phase
 60 Hertz
 Ground Level Loading Ramp
 Security Enclosures
 Gates with Electro -
 Mechanical Interlocks
 Multi - Level Operation
 Special Environments

Base Unit Dimensions



(Standard Dual Mast Pit Depth is 6";
 Large Dual Mast Pit Depth is 8")

Technical Specifications

Technical Specifications for the Dual Mast Mezzanine Lift are shown below. Please fill in your desired specifications in the spaces provided. Contact us for special requirements or configurations.

1. What weight capacity do you require?
 (1,000 - 12,000 lbs.) _____
2. What is the height in inches from the ground level floor surface to the second level floor surface? (Up to 90') _____
3. Platform carriage size:
 4' - 12' (w) x 4' - 12' (d) _____
4. What platform load height do you require?
 72" (h) standard; 78" (h) maximum through doors. _____
5. Which load / unload configuration do you require? C Z _____
6. How will the unit be mounted?
 surface pit _____

Surface Mount:

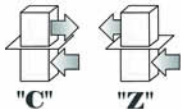
The loading height is 6" - 8" from the floor on the ground level and flush with the floor on the upper levels.

Pit Mount:

Loading height is flush with the floor on all levels. (Standard Dual Mast Pit Depth is 6" - 8".)

Platform Carriage
Side Rail Enclosures
 48" (h) on non-access openings,
 snap chains on access ends

Load / Unload Configurations



Specifications subject to
 change without notice.

Note:

Our mezzanine lifts are manufactured to ANSI/ASME B20.1 safety standards. They are not subject to elevator codes as they are designed for material lifting only. No personnel are permitted to ride on any mezzanine lift. The following items are to be supplied by others and are not included with the mezzanine lift: (1) Wall and floor hardware to secure the lift to the walls and floor, (2) External electrical wiring which is to be performed by a qualified electrician to local and national codes, (3) Conduit and disconnect switch that is required to connect to our control panel, (4) Upper and lower thresholds.



CUSTOM
INDUSTRIAL
PRODUCTS, INC
 INDUSTRIAL PRODUCTS DIVISION

The Solution Is At Your Fingertips

800.699.2212

321.728.3355 fax: 321.728.3352

e-mail: sales@customindprod.com

web site: www.customindprod.com